

# AXIOM-R

Outdoor Satellite Modem



A Rugged and Compatible  
Member of the Paradise Modem Family

## Overview

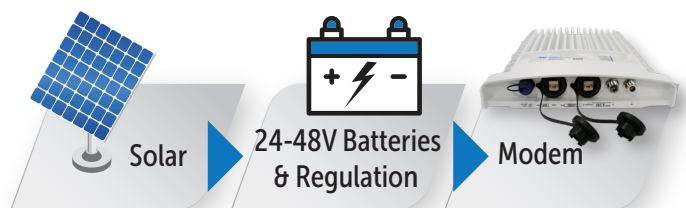
If you have mission critical data, require continuous availability and the utmost security, then you're in our world. The new AXIOM-R is our most powerful Rugged Outdoor SCPC satellite modem, suitable for direct antenna mount.

Designed from the ground up to be rugged, the AXIOM-R is focused on outdoor fixed and portable applications and is ideal for comms-on-the-move.

Features include:

- **Weatherproof:** IP67 rated design
- **Size:** 381mm (15") x 280mm (11") x 57mm (2 ¼")
- **Weight:** 4Kg
- **Extended temperature range:** -40 to +60°C
- **High capacity:** IP-centric, DVB-S2X, options up to 345Mb/s Tx, 230Mb/s Rx
- **Low power consumption:** suitable for battery or solar power applications.
- **Wide range floating DC input Voltage:** 24V – 48V  $\pm$  10%, power consumption 30W max (modem only), 150W max (including BUC PSU). Unit is supplied with a DC plug for customer power supply connection.
- **Secure:** SCPC is more secure than TDMA and provides guaranteed bandwidth for critical applications.
- **Enhanced Doppler:** Superior performance for LEO and MEO communications with an allowable frequency shift of up to  $\pm$ 700kHz and rate of change up to  $\pm$ 100kHz/s

## Optimized for Low Power



AXIOM-R is ideal for low power applications like solar-powered systems.



AXIOM-R (right) is part of the AXIOM family of IP-centric modems

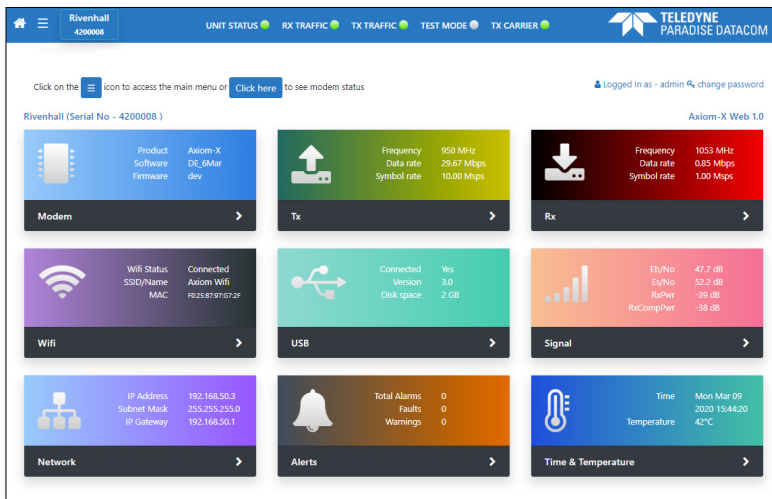
## Markets & Applications

- Comms-on-the-move including vehicles, aircraft and UAVs
- Man-packs
- Portable communication systems
- Compact, fixed low-power VSAT terminals
- Satellite news gathering
- Disaster recovery

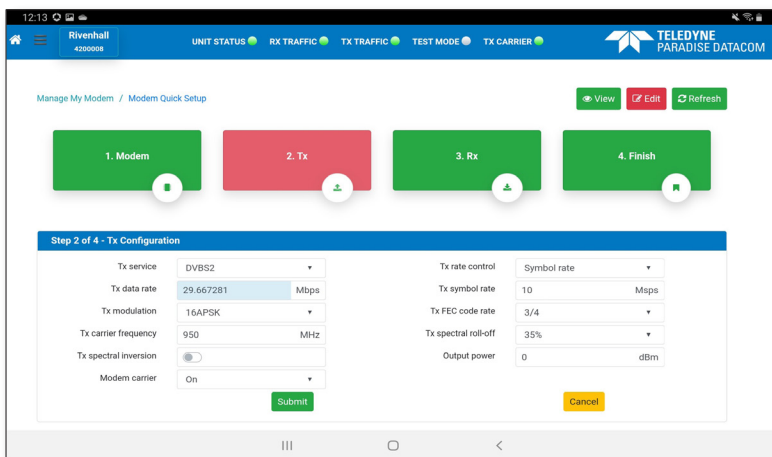


## New Web User Interface

The AXIOM-R M&C is via an intuitive Ethernet based web browser ideally suited to use on a tablet, Mobile or laptop PC and allows the user to install, configure and monitor the Modem with ease. In addition, WiFi capability further enhances the ease of use and provides greater flexibility for remote control and installation using portable devices.

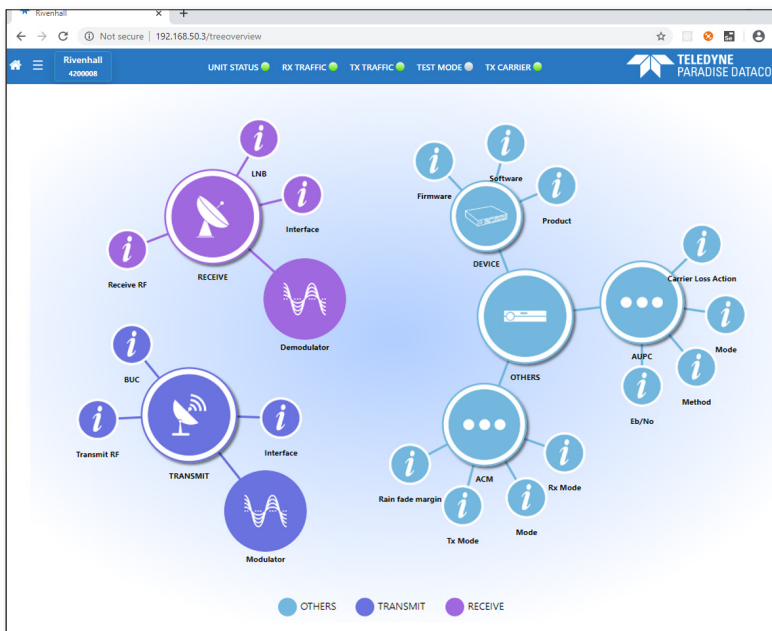


Clear, Intuitive Home views allows easy, one click navigation direct to the required fields



Easy flow configuration allowing quick set-up of key parameters (upper)

Network tree overview (lower)



Tablet view allowing easy on the move Browsing



# Built for the Most Stringent Portable Applications

## SECURE

- SCPC is both secure, and with Paradise Modems, easy to provision
- For enhanced security, a model with AES-256 encryption built in is available (AXIOM-R Encryption)

## COMPATIBLE

- Reuse your existing code
- No need for extensive retraining of maintenance staff

## STATE OF THE ART

- DVB-S2X up to 256APSK provides the highest bandwidth efficiency
- Advanced compression and acceleration features optional
- Ideal for use with constellations

## RUGGED

IP67 Outdoor chassis, wide operating temperature range of -40 to +60°C.

## CONVENIENT

Built-in BUC power supply reduces the need for external equipment, enabled by SAF option

## COMPACT & EFFICIENT

Small size, suitable for antenna mounting and battery / solar power.

## WELL EQUIPPED

### DC Supply

- Wide range DC input Voltage optimized for 24 V - 48 V operation

### Transmitter

Fast: Up to 345 Mbps, 100Mpsps  
Output power 0 to -40dBm

### Receiver

Fast: Up to 230Mbps, 98Mpsps

### 2 Gigabit Ethernet Ports

Convenient – no need for an external switch, saving space, power, wiring; Layer 2 Bridging, Layer 3 Routing

### RF Stages

- Future Proof: Transmit and receive speeds upgradable in the field – only pay for the capacity you need now
- L-band coverage from 950 to 2,150 MHz





## Main Specifications

Topology	Point to Point or Star Modem within a Point to Multipoint Network
Standard	<b>DVB-S2:</b> (EN 302 307-1) <b>DVB-S2X:</b> (EN 302 307-2)
Frequency	<b>L-band:</b> 950 to 2150MHz (resolution 1Hz)
Data Rates	<b>Standard:</b> 2,048kbps (Tx); up to 230Mbps (Rx) <b>Tx Options:</b> 5Mbps, 10Mbps, 25Mbps, 100Mbps, & 345Mbps
Data Rate Limits	<b>DVB-S2/S2X:</b> Up to 345Mbps Tx & 230Mbps Rx
Tx Symbol Rate Limits	<b>DVB-S2/S2X:</b> 90ksps to 100Msps
RX Symbol Rate Limits	<b>DVB-S2/S2X:</b> 90ksps to 98Msps 98Msps@QPSK, 85Msps@8PSK/8APSK, 64Msps@16APSK, 51Msps@32APSK, 43Msps@64APSK, 36Msps@128APSK, 32Msps@256APSK.
DVB Features	ACM/VCM, DVB Encapsulation, GSE Encapsulation

## Router Specifications

Network Support	Layer 2 Bridging, Layer 3 Routing, Jumbo Frames to 10k bytes, 160k pps <b>Trunking Mode:</b> Supporting 230 Mbps bi-directional traffic at up to 350k pps, each way.
Management	HTTP/S Web Server, SNMP v1, v2c & v3, AAA RADIUS Secure User Login & Access Control Lists, SSH
Protocols	IPv4/IPv6, IEEE 802.1q /p VLAN support, Software Defined Network Support, NAT, DHCP, Network Time Protocol (NTP), sFlow Performance Metrics, Active Queue Management (AQM), MPEG over IP, OpenAMIP Protocol Support, Inter VLAN Routing Support with Virtual Routing & Forwarding
Advanced IP Features	Robust Header Compression (RFC 3095), Payload Compression, Dynamic Routing (RIP V1, V2; OSPF V2, V3; BGP V4), TCP Acceleration

## Interface, Mechanical and Environmental Specifications:

Traffic	2-port Gigabit Ethernet switch (RJ45 connectors; Interface used for IP traffic and M&C)
IF Tx and Rx	L-band: 950 to 2,150MHz (resolution 1Hz) N-type connectors
Power Supply	Wide range floating DC input Voltage: 24V – 48V $\pm$ 10%, power consumption 30W max (modem only), 150W max (including BUC PSU). Unit is supplied with a DC plug for customer power supply connection.
Mechanical	Size: 381 x 280 x 57mm; Weight: 4kg
Environmental	-40°C to 60°C Operating Temperature; 95% relative humidity, non-condensing; FCC, CE and RoHS compliant; Safety: EN62368-1:2014 Edition 2; Emissions: EN55032:2015 Class B; Immunity: EN55035:2017

[1] Unit under test operational during exposure

## Modulator Specifications

Modulator	<b>DVB-S2:</b> QPSK, 8PSK & 16APSK <b>DVB-S2X:</b> QPSK, 8PSK, 8APSK-L 16APSK, 16APSK-L, 32APSK, 32APSK-L, 64APSK & 64APSK-L <b>Options for Advanced Modulation:</b> 128APSK, 256APSK and 256APSK-L
Output Power	0 to –40dBm (950 to 2,150MHz)
Transmit Filter Roll-off	<b>DVB-S2:</b> 20%, 25%, 35% <b>DVB-S2X:</b> 5%, 10%, 15%, 20%, 25%, 35%
Harmonics & Spurious	Better than –55dBc/ 4kHz in-band (at 0dBm to –30dBm output)
BUC PSU Option	Allows the DC input power to be used to power a BUC via the Interfacility Link (IFL) (6A Max)
BUC 10MHz Reference	Via IFL cable; 10MHz $\pm$ 0.01 ppm; 2dBm $\pm$ 2dBm
QoS	Provides guaranteed throughput for priority traffic; supports Committed and Burst Information Rates. Stream classification by VLAN ID, IP address, IEEE 802.1p priority, Diffserv DSCP, & MPLS EXP

## Demodulator Specifications

Demodulator	<b>DVB-S2:</b> QPSK, 8PSK & 16APSK <b>DVB-S2X:</b> QPSK, 8PSK, 8APSK-L 16APSK, 16APSK-L, 32APSK, 32APSK-L, 64APSK & 64APSK-L <b>Options for Advanced Modulation:</b> 128APSK, 256APSK and 256APSK-L
Enhanced Doppler	<b>Frequency shift:</b> up to $\pm$ 700kHz; <b>rate of change</b> up to $\pm$ 100kHz/s (symbol rate dependent)
Receive Filter Roll-off	<b>DVB-S2:</b> 20%, 25%, 35% <b>DVB-S2X:</b> 5%, 10%, 15%, 20%, 25%, 35%
Input Range	<b>Minimum:</b> -140 + 10 log (symbol rate) <b>Maximum:</b> -78 + 10 log (symbol rate)
LNB Voltage	Selectable 13V, 15V, 18V or 20V DC to LNB via IFL cable; maximum 0.5A








Random <sup>[1]</sup> Vibration	DEF STAN 00-035 Part 3 Materiel Transported by Wheeled Vehicles as Restrained Cargo, On-Road (A1), r.m.s. (g)=1.42. Materiel Transported in Fixed Wing Jet Aircraft (A5), r.m.s. (g)=1.77 (vertical axis), r.m.s. (g)=1.30 (longitudinal and lateral axes). Materiel Installed or Deployed in Wheeled Vehicles, Off-road and Degraded Roads (A17), r.m.s. (g)=2.63.
Operating <sup>[1]</sup> Shock	DEF STAN 00-035 Part 3 Materiel Transported or Installed in Military Vehicles Whether Road, Rail or Air (A2), Half-sine, 20g, 11ms.

## Comparing AXIOM-R to Q-Lite Rugged

Specification	AXIOM-R	Q-Lite Rugged
Data Rate	Tx: 345 Mbps Rx: 230 Mbps	345 Mbps
Symbol Rate	<b>Tx: 100 Msps Rx: 98 Msps</b> <sup>[2]</sup>	70 Msps
Modulation	DVB-S2X up to 256APSK	DVB-S2X up to 256APSK
RF Frequency Range	L: 950 to 2,150 MHz	IF: 50 to 180 MHz L: 950 to 2,450 MHz
RF Tx Power Range	L: 0 to -40 dBm	IF: 0 to -25 dBm L: +5 to -40 dBm (950 to 1,950 MHz) 0 to -40 dBm (1,950 to 2,150 MHz) 0 to -30 dBm (2,150 to 2,450 MHz)
RF Connector	N-type Connectors	TNC IF & L
PCMA Bandwidth	-	72 MHz
Terrestrial Interface Slots	-	Choice of Two
Available WGS-Certified Models?	-	Yes
Available Encrypted Models?	Yes	Yes
Ethernet Ports	2	4
Ruggedness	<b>IP67, -40 to +60°C</b>	IP65, -20 to +55°C
Size, Weight	381mm x 280mm x 57mm, 4kg	440 x 214 x 90mm, 2.5kg
PSU	<b>24 – 48V DC</b>	24V DC, 12V DC option

[2] 98Msps@QPSK, 85Msps@8PSK/8APSK, 64Msps@16APSK, 51Msps@32APSK, 43Msps@64APSK, 36Msps@128APSK, 32Msps@256APSK

## The Paradise Family of Secure SCPC Modems

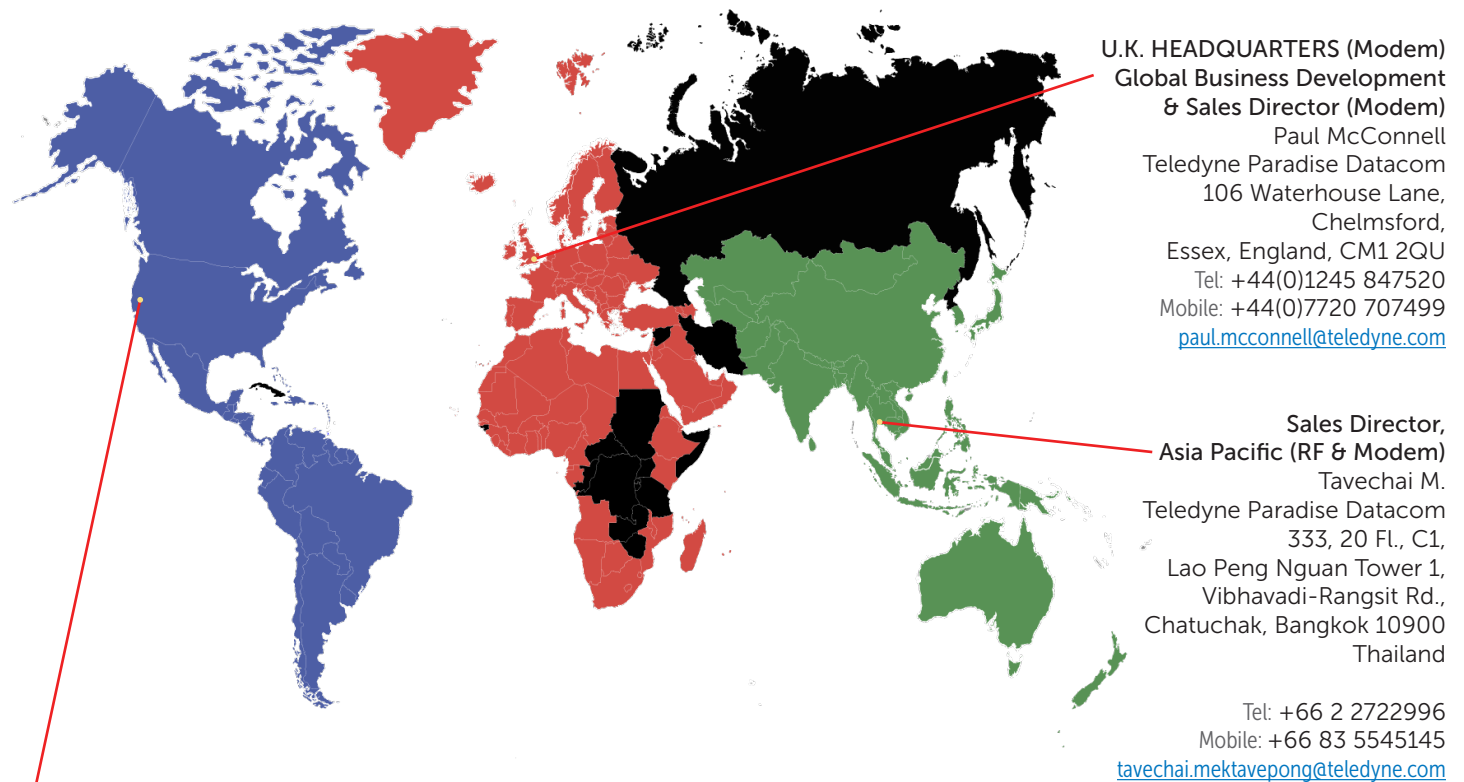
Paradise SCPC Modems			Point-to-Point	Mesh	Point-to-MultiPoint, Star, Hybrid		Features of Note
					Hub	Remote Site	
Standard	1U 19" Rack	QFlex-400	✓			✓	PCMA+ enhanced carrier overlay available
		QMultiFlex-400	✓	✓	✓	✓	Optional Embedded Hub Canceller
		QFlex-400 P2MP	✓			✓	Configured remote
		QubeFlex	✓				Small Sat/LEO - support for CCSDS
		AXIOM-N	✓			✓	IP-centric modem 
Small Form Factor	Rack Mount Half Width	Q-Lite Half Width	✓			✓	Mountable side-by-side in 1U rack space
		AXIOM-C	✓			✓	Compact IP-centric modem 
	Rugged	Q-Lite Rugged	✓			✓	IP65 weatherproof outdoor modem 
		AXIOM-R	✓			✓	IP67 IP-centric modem 
OEM Card	Q-Lite Card	✓			✓	For OEM integration	
	AXIOM-X	✓			✓	Our smallest modem 	

All modem models except QubeFlex are also available as **encrypted models**, capable of TCP/IP packet payload encryption using symmetric AES with 256-bit keys. Note that these models are export controlled.

## Ordering: AXIOM-R

Standard Features	Description
	<input checked="" type="checkbox"/> <b>100kbps to 2.048Mbps DVB-S2 CCM/ACM (EN 302 307-1) Modem</b> , Supporting QPSK, 8PSK & 16APSK, 20%, 25% & 35% Roll off, with <b>2-port Gigabit Ethernet switch for M&amp;C and traffic;</b> <b>L-band</b> operation 950 to 2,150MHz; high-G 10MHz reference (with G sensitivity rating of 1 x10 <sup>-9</sup> /g) <b>AUPC:</b> Automatic Uplink Power Control <b>Traffic Shaping:</b> Supports CIR/BIR/priority settings for IP streams classified by IP address, Diffserv class, IEEE 802.1p priority tag, MPLS EXP field, and VLAN ID <b>Dynamic Routing:</b> RIP, OSPF and BGP
<b>Optional Features</b>	
Extend Tx Data Rate	<input type="checkbox"/> <b>5Mbps:</b> Extends base operation to 5Mbps
	<input type="checkbox"/> <b>10Mbps:</b> Extends 5Mbps operation to 10Mbps
	<input type="checkbox"/> <b>25Mbps:</b> Extends 10Mbps operation to 25Mbps
	<input type="checkbox"/> <b>100Mbps:</b> Extends 25Mbps operation to 100Mbps
	<input type="checkbox"/> <b>345Mbps:</b> Extends 100Mbps operation to 345Mbps
Add Advanced IP Features	<input type="checkbox"/> <b>Compression:</b> IP/UDP/TCP/RTP packet header compression (RFC 3095) plus Ethernet header compression; TCP/UDP packet payload compression using the Deflate algorithm (RFC 1951)
	<input type="checkbox"/> <b>Acceleration:</b> Up to 4,400 concurrent accelerated TCP connections to 100Mbps subject to prevailing data rate limits
DVB-S2X	<input type="checkbox"/> <b>DVB-S2X CCM, ACM, VCM:</b> QPSK, 8PSK, 8APSK, 16APSK, 32APSK & 64APSK Tx/Rx operation per EN 302 307-2. Includes 5%, 10%, 15%, 20%, 25% & 35% spectral roll-offs. Includes DVB features; ACM, VCM and DVB encapsulation. To 345/230Mbps subject to prevailing modem data rate limits.
	<input type="checkbox"/> <b>Advanced Modulation:</b> 128APSK, 256APSK, 256APSK-L
BUC	<input type="checkbox"/> Enable <b>BUC</b> PSU software feature to provide DC via the IFL to power a BUC. 6A Max at 24V supplied via the Modem PSU

## Global Sales Offices



**U.S. HEADQUARTERS (RF)**  
Teledyne Paradise Datacom  
11361 Sunrise Park Drive  
Rancho Cordova, CA 95742  
[sales@paradisedata.com](mailto:sales@paradisedata.com)

**Global Business Development & Sales Director (RF)**  
Timothy Sheerin, (508) 273-5902  
[timothy.sheerin@teledyne.com](mailto:timothy.sheerin@teledyne.com)

**Sales Director, Eastern U.S. & Latin America (RF)**  
John O'Grady, (848) 220-6464  
[john.ogrady@teledyne.com](mailto:john.ogrady@teledyne.com)

**Sales Director, Western U.S. & Canada (RF & Modem)**  
Bruce Grieser, (480) 444-9676  
[bruce.grieser@teledyne.com](mailto:bruce.grieser@teledyne.com)

**U.K. HEADQUARTERS (Modem)**  
**Global Business Development & Sales Director (Modem)**  
Paul McConnell  
Teledyne Paradise Datacom  
106 Waterhouse Lane,  
Chelmsford,  
Essex, England, CM1 2QU  
Tel: +44(0)1245 847520  
Mobile: +44(0)7720 707499  
[paul.mcconnell@teledyne.com](mailto:paul.mcconnell@teledyne.com)

**Sales Director, Asia Pacific (RF & Modem)**  
Tavechai M.  
Teledyne Paradise Datacom  
333, 20 Fl., C1,  
Lao Peng Nguan Tower 1,  
Vibhavadi-Rangsit Rd.,  
Chatuchak, Bangkok 10900  
Thailand  
  
Tel: +66 2 2722996  
Mobile: +66 83 5545145  
[tavechai.mektavepong@teledyne.com](mailto:tavechai.mektavepong@teledyne.com)



Teledyne Paradise Datacom reserves the right to change specifications of products described in this document at any time without notice and without obligation to notify any person of such changes.

Refer to the website or contact Sales or Customer Support for the latest product information. The information contained herein is classified EAR99 under the U.S. Export Administration Regulations. The modem itself is classified ECCN 5A991.b.4 and is subject to U.S. Department of Commerce export control. Export re-export or diversion contrary to U.S. law is prohibited.